

Author – *A.Kishore/Sachin*
<http://appsdba.info>

Patch Impact Analysis

When a patch will be applied on the system, Patch Impact Analysis will produce a report with the files, which will be added, modified or ignored due to this patch. You can view also the prerequisite patches for that patch. This document describes how to do patch impact analysis in few easy steps.

- **Login to Oracle Application Manager -> "Site Map" -> "Maintenance" -> "Patch Wizard"**

ORACLE Applications Manager

Support Cart Setup Home Logout

Applications Dashboard | Site Map

Site Map: DEV

Administration Monitoring **Maintenance** Diagnostics and Repair

Patching and Utilities
Applied Patches
File History
Patch Wizard
Timing Reports
Manage Downtime Schedules

Cloning
Clones Status
Simple Clone
Advanced Clone

Critical Activities
Setup
Monitor

✓ TIP Only the items to which you have access are clickable.

Copyright 2001, 2005 Oracle Corporation. All Rights Reserved.
About Oracle Applications Manager Version 2.3.1

Support Cart | Setup | Home | Logout | Help

- **Click on Patch Wizard, from this below page there are two ways/methods to get a Patch Impact Analysis:**

ORACLE Applications Manager

Support Cart Setup Home Logout

Applications Dashboard | Site Map

Applications System:DEV >

Patch Wizard : DEV

Select Feature Applied Patches

Last Updated : 14-12-2010 21:43:03

Patch Wizard Tasks

Task Name	Description	Tasks Job Status
Patch Wizard Preferences	Set download, merge, and stage area preferences	
Define Patch Filters	Create custom patch filters	
Recommend/Analyze Patches	Submit requests for patch advice or analysis	
Download Patches	Submit requests to download patches	

Filter Criteria

Filter Name contains

Completion Date is (dd-MM-yyyy)

Go

Author – A.Kishore/Sachin
<http://appsdba.info>

First Method:

- From the "Result Section" choose a "Filter Name/ Patch List" and click on "Details" icon.


Filter Criteria

Filter Name contains

Completion Date is (dd-MM-yyyy)

Results

! If the Patch Filter Name/Patch List that you submitted does not appear on this page, review the Request Log from the Job Status icon for more information. If needed, make corrections and resubmit the request.



Filter Name/Patch List	Request	Request Set	Recommended	New Code Level	Requested By	Completion Date	Details
Recommended Patches	2730126	2730126	76	0	SYSADMIN	03-03-2007 03:56:46	

- The following screen will appear. On this screen, choose a patch and click on "Impact" icon.

Recommended Patches for Current Code Level

Select Patch and ... Previous 1-25 of 76 Next 25







Select All | Select None

Select	Patch	Product Family	Product	Patch Description	Reason Recommended	Total Pre-Reqs	Hide Patch	Impact
<input type="checkbox"/>	3591687	ps_pf	ar	1OFF-BUG3027948-REMITTANCE BATCH VALIDATING RECEIPTS WITHOUT CREDIT CARD	High Priority Patch	0	<input type="checkbox"/>	
<input type="checkbox"/>	5463898	pj_pf	pjb	This patch fixes the issue of bill rates getting nulled out in na expenditure items all	High Priority Patch	0	<input type="checkbox"/>	

Second Method :

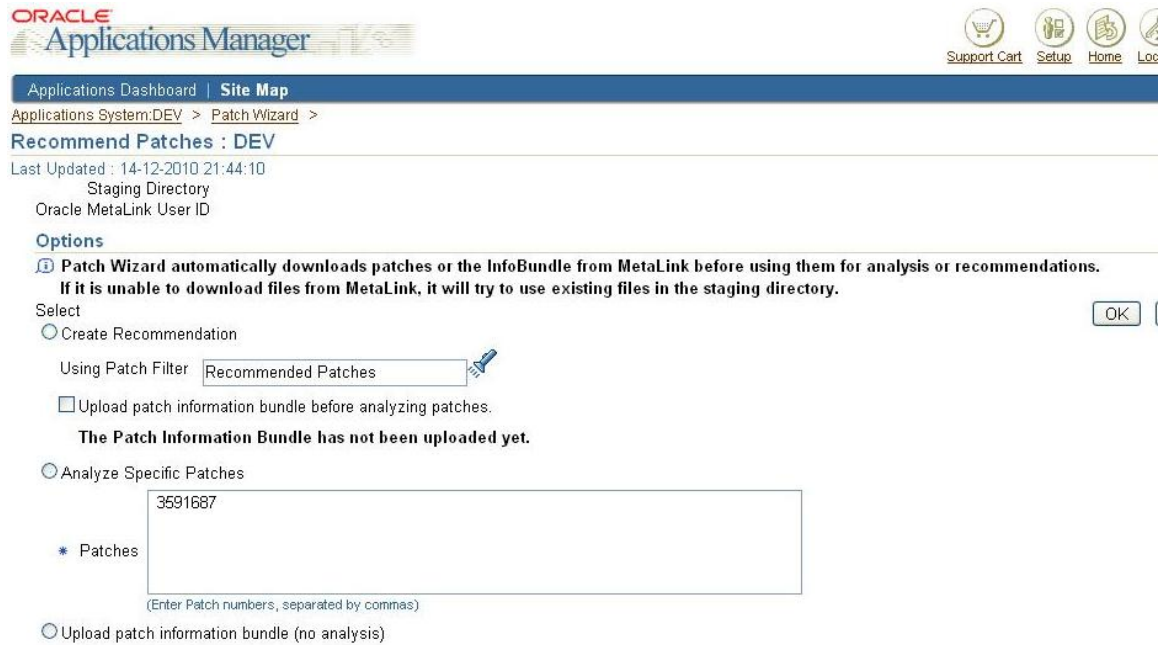
- From the "Patch Wizard Tasks" choose "Recommend/ Analyze Patches" and click on "Tasks" icon, as shown below.

Patch Wizard Tasks

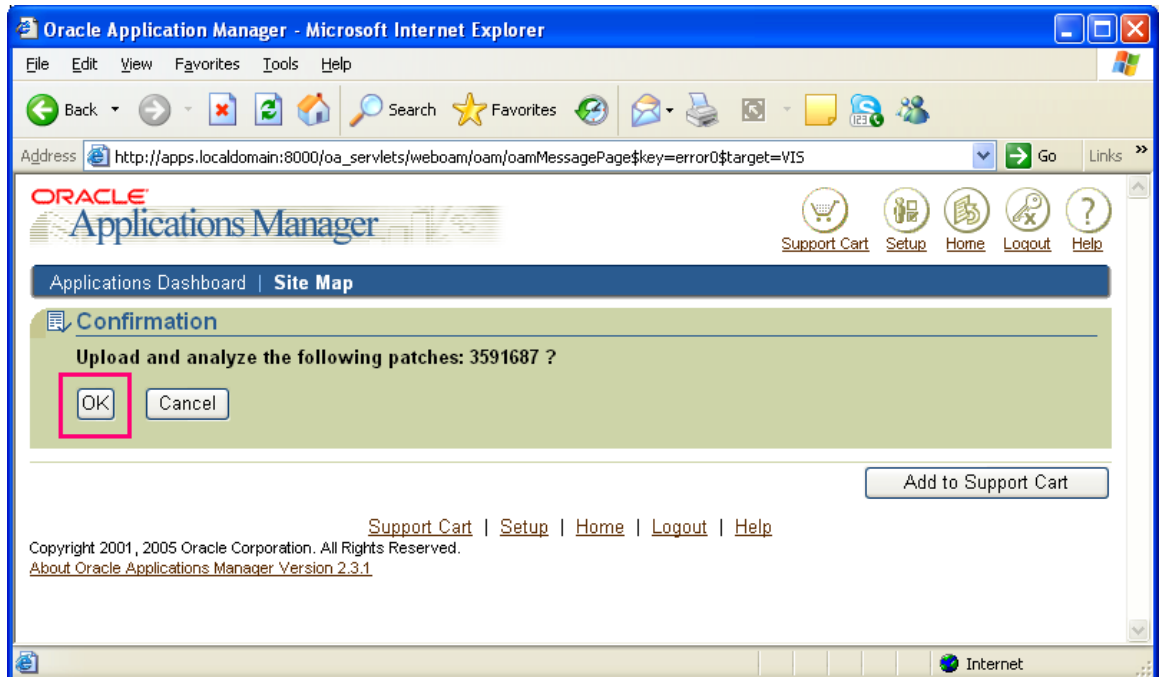
Task Name	Description	Tasks	Job Status
Patch Wizard Preferences	Set download, merge, and stage area preferences		
Define Patch Filters	Create custom patch filters		
Recommend/Analyze Patches	Submit requests for patch advice or analysis		
Download Patches	Submit requests to download patches		

Author – A.Kishore/Sachin
<http://appsdba.info>

➤ On this window choose a patch to be analyzed and press "OK".



➤ The following screen will appear. Click "OK".



Author – *A.Kishore/Sachin*
<http://appsdba.info>

- Click "OK" again.



The screenshot shows the Oracle Applications Manager interface. At the top, there is a navigation bar with "Applications Dashboard" and "Site Map". Below this is a "Confirmation" message box with a green background. The message states: "Your request to Analyze Specific Patches has been submitted. The Request ID is 2730898. You can review the request status at Patch Wizard > Recommend/Analyze Patches > Job Status > Request Log (Button)." There is an "OK" button in a pink box. To the right of the message box is an "Add to Support Cart" button. At the bottom of the page, there are links for "Support Cart", "Setup", "Home", "Logout", and "Help".

[Support Cart](#) | [Setup](#) | [Home](#) | [Logout](#) | [Help](#)
Copyright 2001, 2005 Oracle Corporation. All Rights Reserved.
[About Oracle Applications Manager Version 2.3.1](#)

Understanding the Patch Impact Analysis

- The Patch Impact Analysis looks like:

Patch Impact Analysis for 3591687: VIS





Patch Description **11i AR: 10FF-BUG3027948- REMITTANCE BATCH VALIDATING RECEIPTS WITHOUT CREDIT CARD**
Patch Readme 
Total Files in Patch **215**
Files to install **11** (5.12%)
Prerequisite Patches **0**

Direct Impact Summary

Applications Patched **1**
File Types Installed **3**
New Files Introduced **9**
Existing Files Changed **2**
Existing Files Unchanged **204**

Indirect Impact Summary

Unchanged Files Affected **0 JSPs**
Menu Navigation Trees Affected **0 Responsibilities, 0 Paths**
Diagnostics Tests to Re-Run **0 Test(s)**

-  **TIP** Analysis on Unchanged Files Affected only available for JSPs
-  **TIP** Click on the Prerequisite Patches link to toggle between Aggregate and Individual Impact Analysis
-  **TIP** Aggregate Impact Analysis only for patches with metadata uploaded from InfoBundle.zip
-  **TIP** Click on Patch ID in the Aggregate Impact Analysis Table to view individual Impact Analysis for Pre-reqs

[Support Cart](#) | [Setup](#) | [Home](#) | [Logout](#) | [Help](#)
Copyright 2001, 2005 Oracle Corporation. All Rights Reserved.
[About Oracle Applications Manager Version 2.3.1](#)

On the underlined field we can click to get more information.

For instance, if we click on "1" from "Direct Impact Summary", "Applications Patched" we will get the below the screen, as shown below:

Author – *A.Kishore/Sachin*
<http://appsdba.info>

Patch Description **11i AR: 10FF-BUG3027948- REMITTANCE BATCH VALIDATING RECEIPTS WITHOUT CREDIT CARD**

Application	Directory	Installed Files	New File	Changed File
[AR] Receivables	2	11	9	2

[Support Cart](#) | [Setup](#) | [Home](#) | [Logout](#) | [Help](#)

Copyright 2001, 2005 Oracle Corporation. All Rights Reserved.
[About Oracle Applications Manager Version 2.3.1](#)

In this above screen we can see that the patch 3591687 changes 2 files and add 9 files for the AR (Receivables) application.

- **If we click on "Changed File" column (on "2") we get more information about the two files which would be changed:**

Patch Description **11i AR: 10FF-BUG3027948- REMITTANCE BATCH VALIDATING RECEIPTS WITHOUT CREDIT CARD**

App Short Name Directory

Impact Type File Name

Object Type

Application	Directory	File Name	Impact Type	Version in APPL_TOP	Version in Patch	Objects Affected
[AR] Receivables	patch/115/sql	ARPSUTLB.pls	Changed File	115.11	115.13	N/A
[AR] Receivables	patch/115/sql	ARPSUTLS.pls	Changed File	115.8	115.9	N/A

TIP Use (%) as wildcard in filters
 TIP Use Application Short Name in filter