

Author – A.Kishore
<http://appsdba.info>

Installation Oracle Applications R12.1.1 on OEL 5.2

Metalink Note –

Oracle E-Business Suite Release 12 Installation Guidelines [ID 405565.1]

Oracle E-Business Suite Installation and Upgrade Notes Release 12 (12.1.1) for Linux x86-64 [ID 761566.1]

761564.1 - Oracle Applications Installation and Upgrade Notes Release 12 (12.1.1) for Linux x86

1> Install Enterprise Linux Enterprise Linux Server release 5.2 or high – 64BIT

<http://edelivery.oracle.com/linux>

Media Pack Search

Select the Product Pack and Platform and click "Go".

Select a Product Pack

Platform

Results

<input checked="" type="radio"/>	Oracle Linux Release 5 Update 2 Media Pack for x86_64 (64 bit)	5.2.0.0.0	B50308-02	DEC-13-2011	12 / 10G
----------------------------------	--	-----------	-----------	-------------	----------

<input type="button" value="Download"/>	Oracle Linux Release 5 Update 2 source - DVD	V15100-01	2.4G
---	--	-----------	------

It is iso file, either you need to **burn the image** (don't copy) or you can use the iso image directly on the Virtual machines

Author – *A.Kishore*
<http://appsdba.info>

2> Download R12.1.1 for 64 bit

<http://edelivery.oracle.com>

Oracle E-Business Suite Release 12.1.1 Media Pack for Linux x86-64-bit

Oracle E-Business Suite Release 12.1.1 Media Pack v3 for Linux
x86-64-bit

[Readme](#)

[View Digest](#)

Select	Name	Part Number	Size (Bytes)
Download	Oracle E-Business Suite Release 12.1.1 Rapid Install Start Here (Part 1 of 4)	B53824-01 Part 1 of 4	29M
Download	Oracle E-Business Suite Release 12.1.1 Rapid Install Start Here (Part 2 of 4)	B53824-01 Part 2 of 4	97M
Download	Oracle E-Business Suite Release 12.1.1 Rapid Install Start Here (Part 3 of 4)	B53824-01 Part 3 of 4	393M
Download	Oracle E-Business Suite Release 12.1.1 Rapid Install Start Here (Part 4 of 4)	B53824-01 Part 4 of 4	81M
Download	Oracle E-Business Suite Release 12.1.1 for Linux x86-64 Rapid Install RDBMS - Disk 1 (Part 1 of 3)	V15679-01 Part 1 of 3	1.7G
Download	Oracle E-Business Suite Release 12.1.1 for Linux x86-64 Rapid Install RDBMS - Disk 1 (Part 2 of 3)	V15679-01 Part 2 of 3	1.2G

Author – *A.Kishore*
<http://appsdba.info>

Download	Oracle E-Business Suite Release 12.1.1 for Linux x86-64 Rapid Install RDBMS - Disk 1 (Part 3 of 3)	V15679-01 Part 3 of 3	762M
Download	Oracle E-Business Suite Release 12.1.1 for Linux x86-64 Rapid Install Databases - Disk 1 (Part 1 of 3)	V15680-01 Part 1 of 3	1.7G
Download	Oracle E-Business Suite Release 12.1.1 for Linux x86-64 Rapid Install Databases - Disk 1 (Part 2 of 3)	V15680-01 Part 2 of 3	1.5G
Download	Oracle E-Business Suite Release 12.1.1 for Linux x86-64 Rapid Install Databases - Disk 1 (Part 3 of 3)	V15680-01 Part 3 of 3	588M
Download	Oracle E-Business Suite Release 12.1.1 for Linux x86-64 Rapid Install Databases - Disk 2 (Part 1 of 3)	V15681-01 Part 1 of 3	1.7G
Download	Oracle E-Business Suite Release 12.1.1 for Linux x86-64 Rapid Install Databases - Disk 2 (Part 2 of 3)	V15681-01 Part 2 of 3	1.6G
Download	Oracle E-Business Suite Release 12.1.1 for Linux x86-64 Rapid Install Databases - Disk 2 (Part 3 of 3)	V15681-01 Part 3 of 3	508M
Download	Oracle E-Business Suite Release 12.1.1 for Linux x86-64 Rapid Install Databases - Disk 3 (Part 1 of 3)	V15682-01 Part 1 of 3	1.5G
Download	Oracle E-Business Suite Release 12.1.1 for Linux	V15682-01	1.3G

Author – *A.Kishore*
<http://appsdba.info>

	x86-64 Rapid Install Databases - Disk 3 (Part 2 of 3)	Part 2 of 3	
Download	Oracle E-Business Suite Release 12.1.1 for Linux x86-64 Rapid Install Databases - Disk 3 (Part 3 of 3)	V15682-01 Part 3 of 3	1.0G
Download	Oracle E-Business Suite Release 12.1.1 for Linux x86-64 Rapid Install Databases - Disk 4 (Part 1 of 3)	V15683-01 Part 1 of 3	1.6G
Download	Oracle E-Business Suite Release 12.1.1 for Linux x86-64 Rapid Install Databases - Disk 4 (Part 2 of 3)	V15683-01 Part 2 of 3	1.5G
Download	Oracle E-Business Suite Release 12.1.1 for Linux x86-64 Rapid Install Databases - Disk 4 (Part 3 of 3)	V15683-01 Part 3 of 3	744M
Download	Oracle E-Business Suite Release 12.1.1 for Linux x86-64 Rapid Install Databases - Disk 5 (Part 1 of 3)	V15684-01 Part 1 of 3	1.5G
Download	Oracle E-Business Suite Release 12.1.1 for Linux x86-64 Rapid Install Databases - Disk 5 (Part 2 of 3)	V15684-01 Part 2 of 3	1.4G
Download	Oracle E-Business Suite Release 12.1.1 for Linux x86-64 Rapid Install Databases - Disk 5 (Part 3 of 3)	V15684-01 Part 3 of 3	834M
Download	Oracle E-Business Suite Release 12.1.1 for Linux x86-64 Rapid Install Databases - Disk 6 (Part 1 of 3)	V15685-01 Part 1 of 3	1.2G
Download	Oracle E-Business Suite Release 12.1.1 for Linux x86-64 Rapid Install Databases - Disk 6 (Part 2 of 3)	V15685-01 Part 2 of 3	1.4G

....

Author – *A.Kishore*
<http://appsdba.info>

Download	Oracle E-Business Suite Release 12.1.1 for Linux x86-64 Rapid Install APPL_TOP - Disk 1 (Part 2 of 3)	V15690-01 Part 2 of 3	283M
Download	Oracle E-Business Suite Release 12.1.1 for Linux x86-64 Rapid Install APPL_TOP - Disk 1 (Part 3 of 3)	V15690-01 Part 3 of 3	1.7G
Download	Oracle E-Business Suite Release 12.1.1 for Linux x86-64 Rapid Install APPL_TOP - Disk 2 (Part 1 of 3)	V15691-01 Part 1 of 3	1.2G
Download	Oracle E-Business Suite Release 12.1.1 for Linux x86-64 Rapid Install APPL_TOP - Disk 2 (Part 2 of 3)	V15691-01 Part 2 of 3	1.2G
Download	Oracle E-Business Suite Release 12.1.1 for Linux x86-64 Rapid Install APPL_TOP - Disk 2 (Part 3 of 3)	V15691-01 Part 3 of 3	1.2G

3> Install missed packages

```
rpm -q --qf '%{NAME}-%{VERSION}-%{RELEASE} (%{ARCH})\n' \  
binutils gcc gcc-c++ glibc glibc-common \  
libstdc++ libstdc++-devel make sysstat libaio \  
libaio-devel glibc-devel libgcc \  
gdbm libgomp util-linux xorg-x11-libs-compat \  
elfutils-libelf-devel elfutils-libelf-devel-static \  
xorg-x11-libs-compat \  
unixODBC unixODBC-devel kernel-headers binutils openmotif21 make \  
libXp libgomp compat-libstdc++-33-3.2.3 compat-libstdc++-296-2.96 glibc-  
devel libXi libXt
```

```
binutils-2.17.50.0.6-6.el5 (x86_64)  
control-center-2.16.0-16.el5 (x86_64)  
control-center-2.16.0-16.el5 (i386)  
gcc-4.1.2-42.el5 (x86_64)  
gcc-c++-4.1.2-42.el5 (x86_64)  
glibc-2.5-24 (i686)
```

Author – *A.Kishore*
<http://appsdba.info>

glibc-2.5-24 (x86_64)
glibc-common-2.5-24 (x86_64)
libstdc++-4.1.2-42.el5 (x86_64)
libstdc++-4.1.2-42.el5 (i386)
libstdc++-devel-4.1.2-42.el5 (x86_64)
make-3.81-3.el5 (x86_64)
package sysstat is not installed
libaio-0.3.106-3.2 (x86_64)
libaio-0.3.106-3.2 (i386)
package libaio-devel is not installed
package openmotif21 is not installed
glibc-devel-2.5-24 (i386)
glibc-devel-2.5-24 (x86_64)
libgcc-4.1.2-42.el5 (x86_64)
libgcc-4.1.2-42.el5 (i386)
gdbm-1.8.0-26.2.1 (x86_64)
gdbm-1.8.0-26.2.1 (i386)
libgomp-4.1.2-42.el5 (x86_64)
util-linux-2.13-0.47.el5 (x86_64)
package xorg-x11-libs-compat is not installed
elfutils-libelf-devel-0.125-3.el5 (x86_64)
elfutils-libelf-devel-static-0.125-3.el5 (x86_64)
package libaio-devel is not installed
package unixODBC is not installed
package unixODBC-devel is not installed
kernel-headers-2.6.18-92.el5 (x86_64)
binutils-2.17.50.0.6-6.el5 (x86_64)
make-3.81-3.el5 (x86_64)
gdbm-1.8.0-26.2.1 (x86_64)
gdbm-1.8.0-26.2.1 (i386)
package libXp is not installed
libgomp-4.1.2-42.el5 (x86_64)
package xorg-x11-libs-compat is not installed

Author – A.Kishore
<http://appsdba.info>

The following i386 packages are not part of the OS distribution media and must be downloaded separately (from http://oss.oracle.com/projects/compat-oracle/files/Enterprise_Linux for both OEL 5 and RHEL 5) and installed manually:

- openmotif21-2.1.30-11.EL5.i386¹
- xorg-x11-libs-compat-6.8.2-1.EL.33.0.1.i386
- For Update 1 or 2:
 - binutils-2.17.50.0.6-6.0.1.i386²
- For Update 3:
 - binutils-2.17.50.0.6-9.0.1.i386²
- For Update 4 (5.4) or higher, see workaround listed [below](#) in the 'After Installing or Upgrading' section.
-
-

Enterprise Linux Linux Technology C... Oracle University Feature: Faster Linu... OSS from Oracle

Project Downloads: Compatibility

[[Project Home](#) | [News](#) | [Downloads](#) | [Docs](#) | [Mailing Lists](#) | [Source Control](#) | [Issues](#)]

Enterprise Linux: [Back to \[Top\]](#)

File	Last Modified	MD5 Checksum
binutils-2.17.50.0.6-6.0.1.el5.i386.rpm	2008.07.30	b361e224b64110a90a2901d124819873 patched binutils 2.17 for Enterprise Linux 5 (EL5). Needed to link certain oracle software.
binutils-2.17.50.0.6-6.0.1.el5.x86_64.rpm	2008.07.30	5abae24e77e02d74021a6e24172e07b9 patched binutils 2.17 for Enterprise Linux 5 (EL5). Needed to link certain oracle software.
binutils-2.17.50.0.6-9.0.1.el5.i386.rpm	2009.07.30	6e7c6a89f54ee30709c44176a8a4d021 patched binutils 2.17 for Enterprise Linux 5 Update 3 (EL5U3). Needed to link certain oracle software.
binutils-2.17.50.0.6-9.0.1.el5.x86_64.rpm	2009.07.30	c5d2f76dd3db549ead043bf5ff203891 patched binutils 2.17 for Enterprise Linux 5 Update 3 (EL5U3). Needed to link certain oracle software.
compat-binutils215-2.15.92.0.2-24.i386.rpm	2008.05.21	01ffa95d708debbabb0ed33b190245f4 binutils 2.15 for Enterprise Linux 5 (EL5). Needed to link certain oracle software.
compat-libcwait-2.1-1.i386.rpm	2008.05.21	2b735c3e51a8c0e1d7c624fbfedf3a3e compat-libcwait package for Enterprise Linux 5 (EL5).
compat-libstdc++-3.2-1.i386.rpm	2008.08.13	f77f44a14cee79d7d9acdc454adf3dac libstdc++ compatibility package for EBS/Demantra
compat-libstdc++-egcs-1.1.2-1.i386.rpm	2008.05.21	99775fcdfa60f6c609d4b5d51bd98a11 Older libstdc++ for Enterprise Linux 5 (EL5).
compat-oracle-el5-1.0-5.i386.rpm	2008.05.23	ba5b78137935828e4ffe93959487ea17 compat-oracle package for Enterprise Linux 5 (EL5)

Apply the missing packages

- rpm -Uvh sysstat-7.0.2-1.el5.x86_64.rpm
- rpm -Uvh libaio-devel-0.3.106-3.2.i386.rpm
- rpm -Uvh compat-libstdc++-33-3.2.3-61.x86_64.rpm
- rpm -Uvh compat-libstdc++-33-3.2.3-61.i386.rpm

Author – A.Kishore
<http://appsdba.info>

```
rpm -Uvh xorg-x11-libs-compat-6.8.2-1.EL.33.0.1.i386.rpm
rpm -Uvh unixODBC-2.2.11-7.1.i386.rpm
rpm -Uvh unixODBC-devel-2.2.11-7.1.i386.rpm
rpm -Uvh libXp-1.0.0-8.1.el5.i386.rpm
rpm -Uvh openmotif21-2.1.30-11.EL5.i386.rpm
```

```
rpm -q --qf '%{NAME}-%{VERSION}-%{RELEASE} (%{ARCH})\n' \  
binutils control-center gcc gcc-c++ glibc glibc-common \  
libstdc++ libstdc++-devel make sysstat libaio \  
libaio-devel glibc-devel libgcc \  
gdbm libgomp util-linux xorg-x11-libs-compat \  
elfutils-libelf-devel elfutils-libelf-devel-static \  
libaio-devel xorg-x11-libs-compat \  
unixODBC unixODBC-devel kernel-headers binutils openmotif21 make gdbm \  
libXp libgomp
```

```
binutils-2.17.50.0.6-6.el5 (x86_64)
control-center-2.16.0-16.el5 (x86_64)
control-center-2.16.0-16.el5 (i386)
gcc-4.1.2-42.el5 (x86_64)
gcc-c++-4.1.2-42.el5 (x86_64)
glibc-2.5-24 (i686)
glibc-2.5-24 (x86_64)
glibc-common-2.5-24 (x86_64)
libstdc++-4.1.2-42.el5 (x86_64)
libstdc++-4.1.2-42.el5 (i386)
libstdc++-devel-4.1.2-42.el5 (x86_64)
libstdc++-devel-4.1.2-42.el5 (i386)
make-3.81-3.el5 (x86_64)
sysstat-7.0.2-1.el5 (x86_64)
libaio-0.3.106-3.2 (x86_64)
libaio-0.3.106-3.2 (i386)
libaio-devel-0.3.106-3.2 (i386)
libaio-devel-0.3.106-3.2 (x86_64)
openmotif21-2.1.30-11.EL5 (i386)
glibc-devel-2.5-24 (i386)
glibc-devel-2.5-24 (x86_64)
libgcc-4.1.2-42.el5 (x86_64)
libgcc-4.1.2-42.el5 (i386)
gdbm-1.8.0-26.2.1 (x86_64)
gdbm-1.8.0-26.2.1 (i386)
libgomp-4.1.2-42.el5 (x86_64)
util-linux-2.13-0.47.el5 (x86_64)
xorg-x11-libs-compat-6.8.2-1.EL.33.0.1 (i386)
```


Author – A.Kishore
<http://appsdba.info>

```
elfutils-libelf-devel-0.125-3.el5 (x86_64)
elfutils-libelf-devel-static-0.125-3.el5 (x86_64)
libaio-devel-0.3.106-3.2 (i386)
libaio-devel-0.3.106-3.2 (x86_64)
unixODBC-2.2.11-7.1 (i386)
unixODBC-2.2.11-7.1 (x86_64)
unixODBC-devel-2.2.11-7.1 (i386)
unixODBC-devel-2.2.11-7.1 (x86_64)
xorg-x11-libs-compat-6.8.2-1.EL33.0.1 (i386)
unixODBC-2.2.11-7.1 (i386)
unixODBC-2.2.11-7.1 (x86_64)
unixODBC-devel-2.2.11-7.1 (i386)
unixODBC-devel-2.2.11-7.1 (x86_64)
kernel-headers-2.6.18-92.el5 (x86_64)
binutils-2.17.50.0.6-6.el5 (x86_64)
openmotif21-2.1.30-11.EL5 (i386)
make-3.81-3.el5 (x86_64)
gdbm-1.8.0-26.2.1 (x86_64)
gdbm-1.8.0-26.2.1 (i386)
libXp-1.0.0-8.1.el5 (i386)
libgomp-4.1.2-42.el5 (x86_64)
```

```
uname -r
2.6.18-92.el5
```

Shared memory and semaphore setting

```
echo "kernel.shmmax=2147483648" >> /etc/sysctl.conf
echo "kernel.sem=250 32000 100 128" >> /etc/sysctl.conf
echo "fs.file-max=65536" >> /etc/sysctl.conf
echo "net.ipv4.ip_local_port_range = 2024 65000" >> /etc/sysctl.conf
```

Modify number of open descriptors

```
echo "hard nofile 65535" >> /etc/security/limits.conf
echo "soft nofile 4096" >> /etc/security/limits.conf
```

OS Users and group creation

```
# Add the group and users
groupadd dba
useradd oracle -g dba
useradd applmgr -g dba
passwd oracle (give the password for oracle)
```

Author – *A.Kishore*
<http://appsdba.info>

passwd applmgr (give the password for applmgr)

Permissions are given oracle and applmgr so that they can write to /d01/oracle

```
chgrp dba /d01/oracle
chmod g+w /d01/oracle
```

Note: Please check whether oracle and applmgr are able to write to /d01/oracle

```
su – oracle
cd /d01/oracle
touch test.file
rm test.file
su – applmgr
cd /d01/oracle
touch test.file
rm test.file
```

Check that the /etc/hosts entries are as follows

```
127.0.0.1      localhost.localdomain localhost
<ip address> <hostname>.<domainname>  aliasname
```

My entries are as follows

```
127.0.0.1      localhost.localdomain localhost
192.168.1.100  erp.oracle.com      erp
```

Restart the server or use run systemctl –p to avoid the restart the server
systemctl -p

Author – *A.Kishore*
<http://appsdba.info>

Set Up the Stage Area

Download the software from <http://edelivery.oracle.com>. It comes in zip format

Also the installation software comes in DVD format.

Insert the first DVD labeled Start Here and run `adautostg.pl` perl script

`cd /media/cdrom/Disk1/rapidwiz/perl adautostg.pl` and follow the instructions.

The individual disks included in the Release 11i software bundle are labeled as follows:

- Start Here - Disk 1
- APPL_TOP - Disk n
- RDBMS - Disk n
- Tools - Disk n
- Databases - Disk n

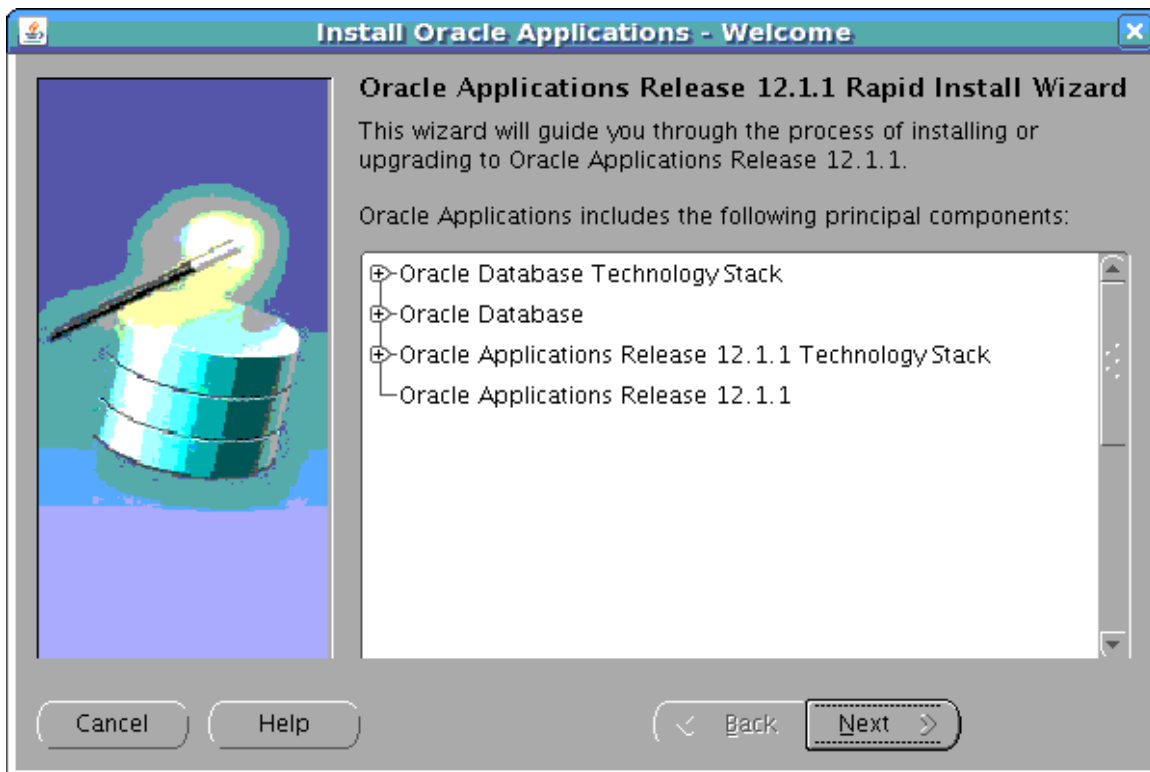
If you are an NLS customer, you should also have the NLS Supplement - Disk n software for each language (in addition to American English) you plan to install. You should order the NLS Supplement software and have it available before you begin the installation. Rapid Install requires this language-specific software to run to completion.

The stage area created by `adautostg.pl` looks like this: a top-level directory , with subdirectories `startCD`, `oraApps`, `oraDB`, `oraIAS`, `oraAppDB`, and `oraNLS/` (only if required).

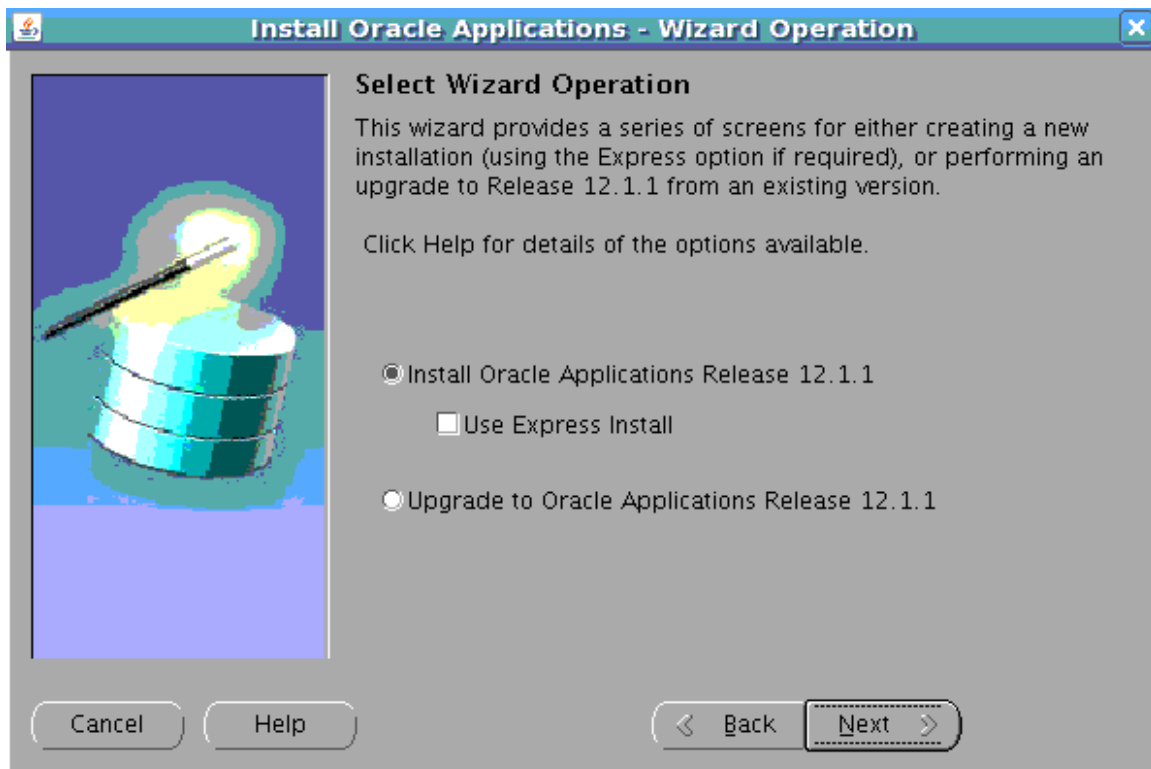
Author – *A.Kishore*
<http://appsdba.info>

Oracle Applications R12.1.1 Installation (Linux) – Single Node

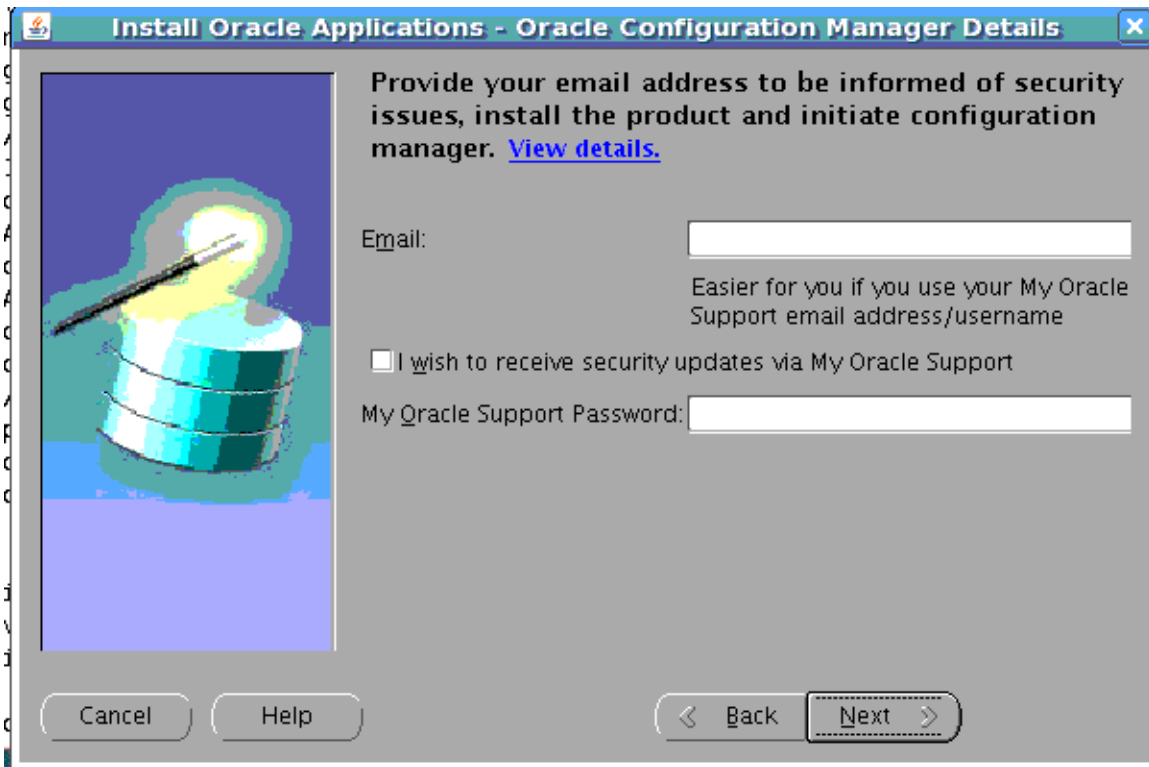
```
[root@erp ~]# cd /d01/oracle/StageR12/startCD/Disk1/rapidwiz/  
[root@erp rapidwiz]# ./rapidwiz
```



Author – *A.Kishore*
<http://appsdba.info>



Author – A.Kishore
<http://appsdba.info>



Install Oracle Applications - Oracle Configuration Manager Details

Provide your email address to be informed of security issues, install the product and initiate configuration manager. [View details.](#)

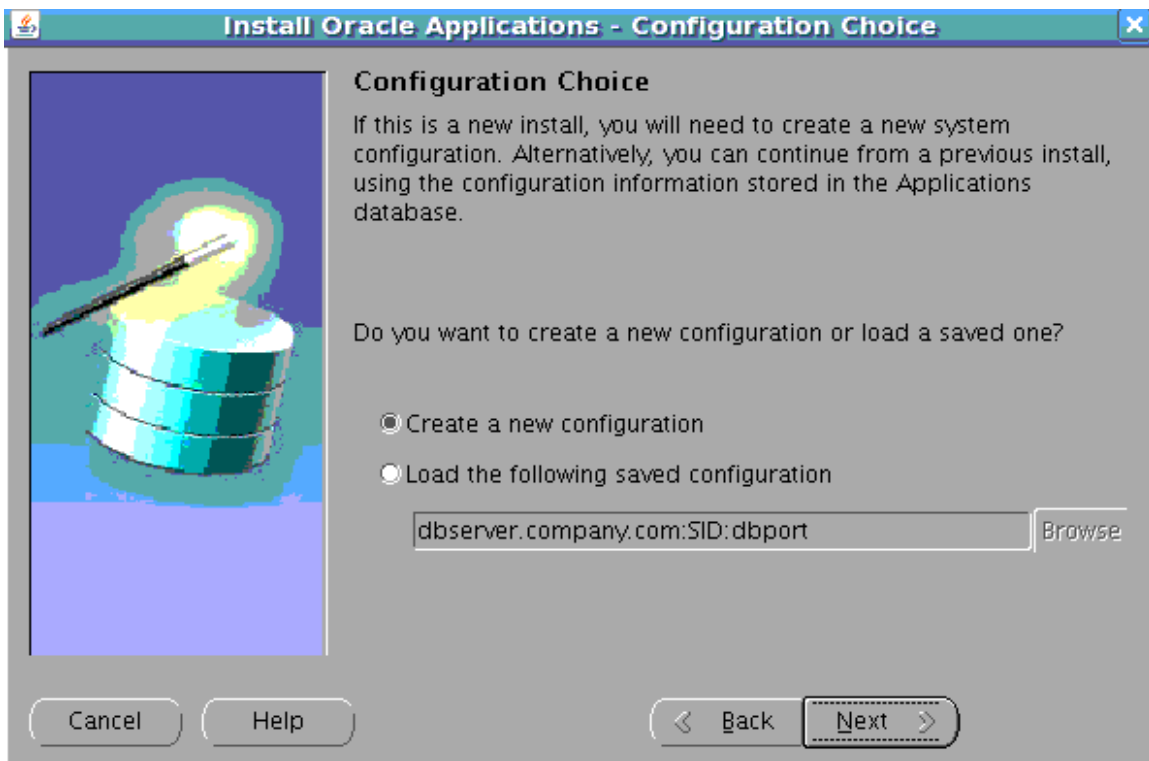
Email:

Easier for you if you use your My Oracle Support email address/username

I wish to receive security updates via My Oracle Support

My Oracle Support Password:

Cancel Help < Back Next >



Install Oracle Applications - Configuration Choice

Configuration Choice

If this is a new install, you will need to create a new system configuration. Alternatively, you can continue from a previous install, using the configuration information stored in the Applications database.

Do you want to create a new configuration or load a saved one?

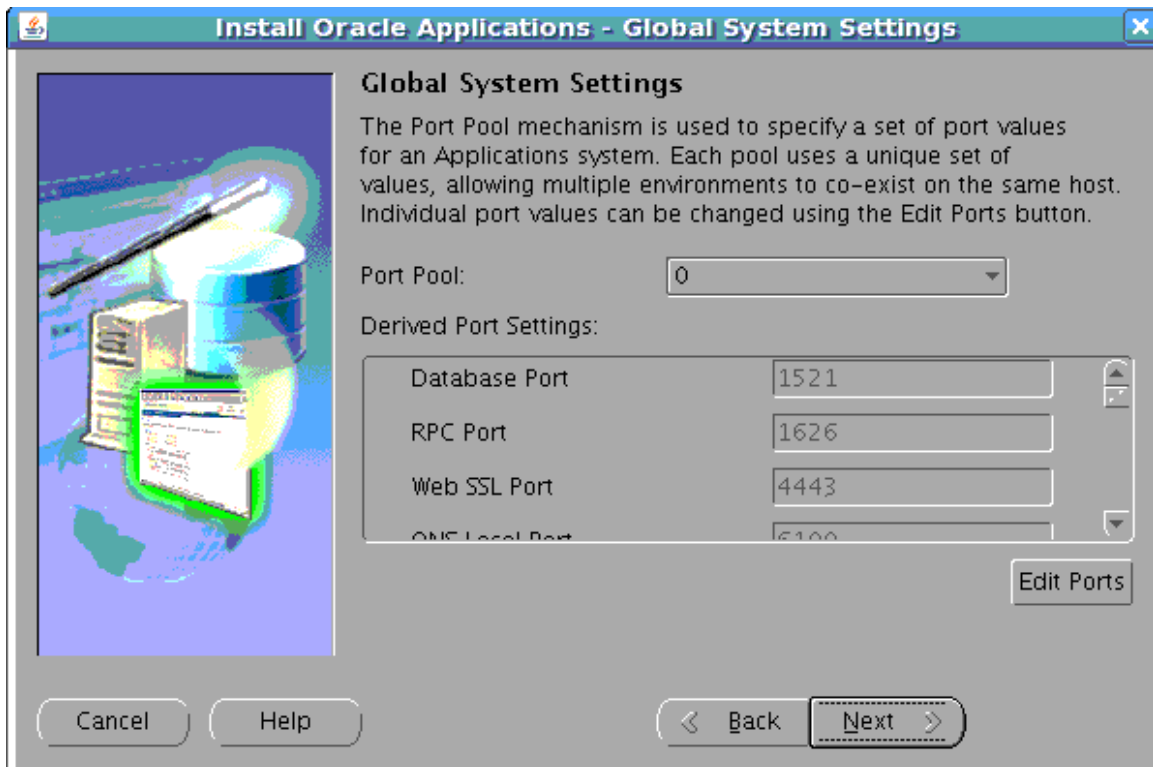
Create a new configuration

Load the following saved configuration

Browse

Cancel Help < Back Next >

Author – *A.Kishore*
<http://appsdba.info>



Install Oracle Applications - Global System Settings

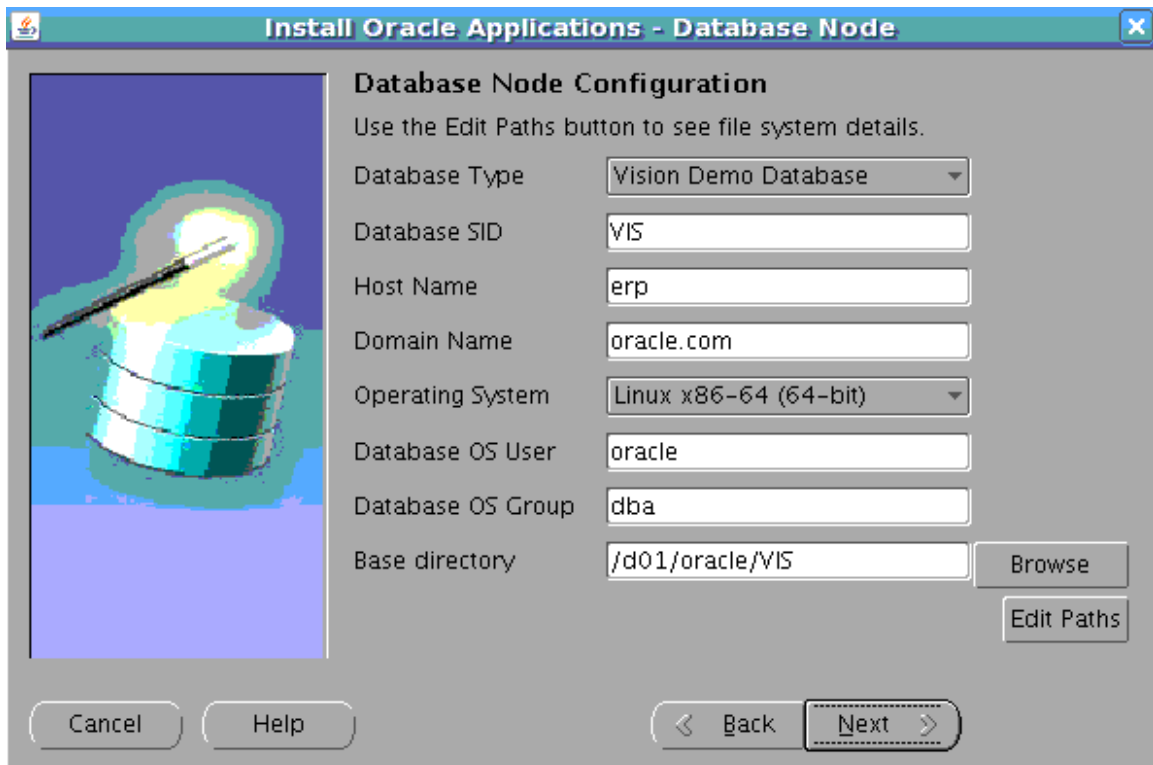
Global System Settings

The Port Pool mechanism is used to specify a set of port values for an Applications system. Each pool uses a unique set of values, allowing multiple environments to co-exist on the same host. Individual port values can be changed using the Edit Ports button.

Port Pool:

Derived Port Settings:

Database Port	<input type="text" value="1521"/>
RPC Port	<input type="text" value="1626"/>
Web SSL Port	<input type="text" value="4443"/>
OMS Local Port	<input type="text" value="6100"/>



Install Oracle Applications - Database Node

Database Node Configuration

Use the Edit Paths button to see file system details.

Database Type:

Database SID:

Host Name:

Domain Name:

Operating System:

Database OS User:

Database OS Group:

Base directory:

Author – A.Kishore
<http://appsdba.info>

Install Oracle Applications - Primary Applications Node

Primary Applications Node Configuration

Use the edit buttons to see configuration details.

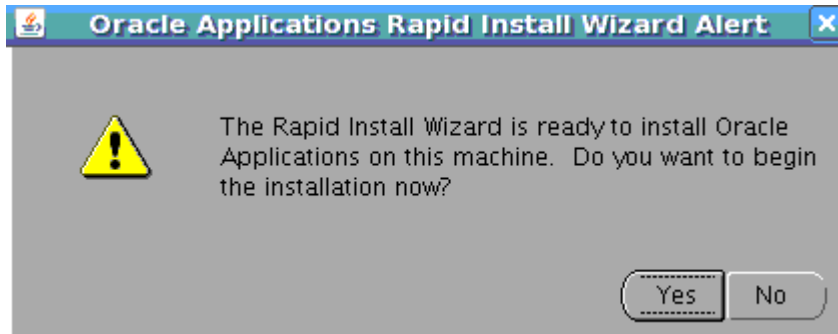
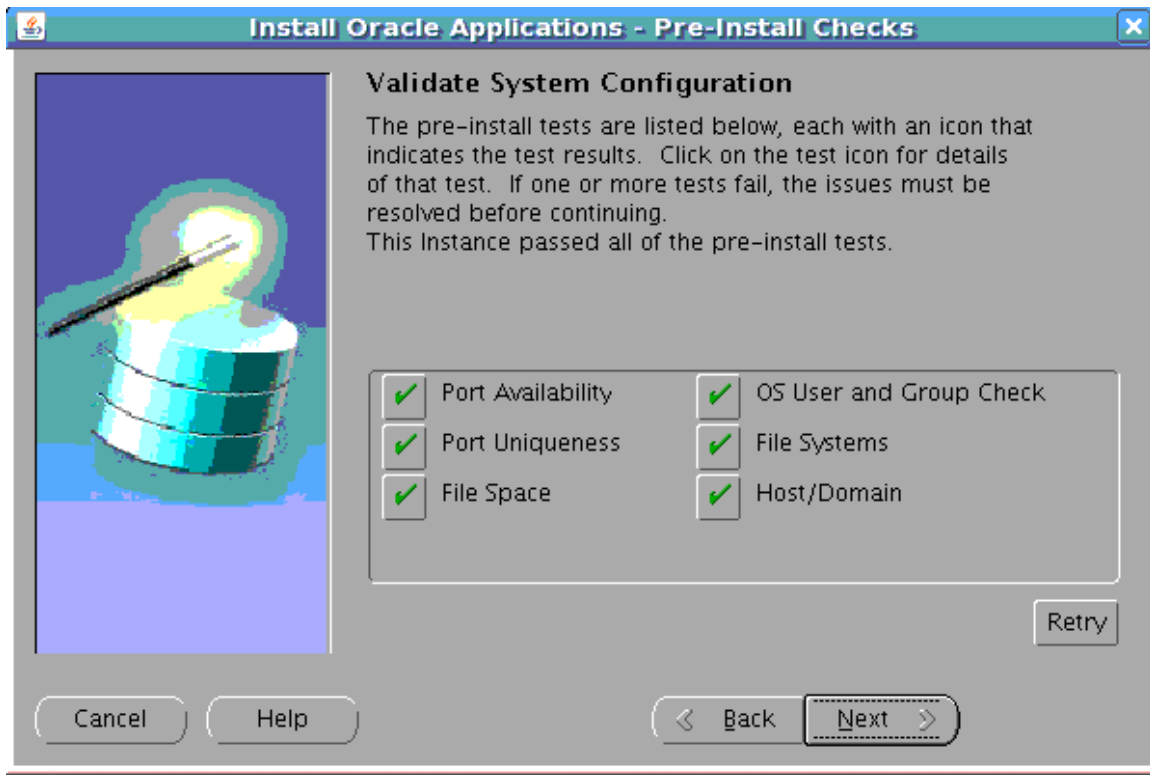
Host Name	<input type="text" value="erp"/>
Domain Name	<input type="text" value="oracle.com"/>
Operating System	<input type="text" value="Linux x86-64 (64-bit)"/>
Apps OS User	<input type="text" value="applmgr"/>
Apps OS Group	<input type="text" value="dba"/>
Base directory	<input type="text" value="/d01/oracle/VIS"/> <input type="button" value="Browse"/>
Instance directory	<input type="text" value="/d01/oracle/VIS/inst"/> <input type="button" value="Browse"/>

Install Oracle Applications - Node Information

Node Information

Service	Node Name	Operating System
<input checked="" type="checkbox"/> <input type="checkbox"/> Database Node	<input type="text" value="erp"/>	<input type="text" value="Linux x86-64 (64-bit)"/>
<input checked="" type="checkbox"/> <input type="checkbox"/> Primary Apps Node	<input type="text" value="erp"/>	<input type="text" value="Linux x86-64 (64-bit)"/>

Author – A.Kishore
<http://appsdba.info>



Author – *A.Kishore*
<http://appsdba.info>

To access Oracle Applications from firefox

Download firefox

<http://releases.mozilla.org/pub/mozilla.org/firefox/releases/3.0.18/linux-i686/en-US/firefox-3.0.18.tar.bz2>

<http://download02.mozilla.org/pub/mozilla.org/firefox/releases/3.0.18/linux-i686/en-US/firefox-3.0.18.tar.bz2>

```
tar xjvf firefox-3.0.18.tar.bz2
```

download java

<http://download.prgm.org/linux/unsorted/linux/java/>

```
chmod 777 jre-1_5_0_10-linux-i586-rpm.bin
```

```
./jre-1_5_0_10-linux-i586-rpm.bin
```

```
cd firefox/plugins/
```

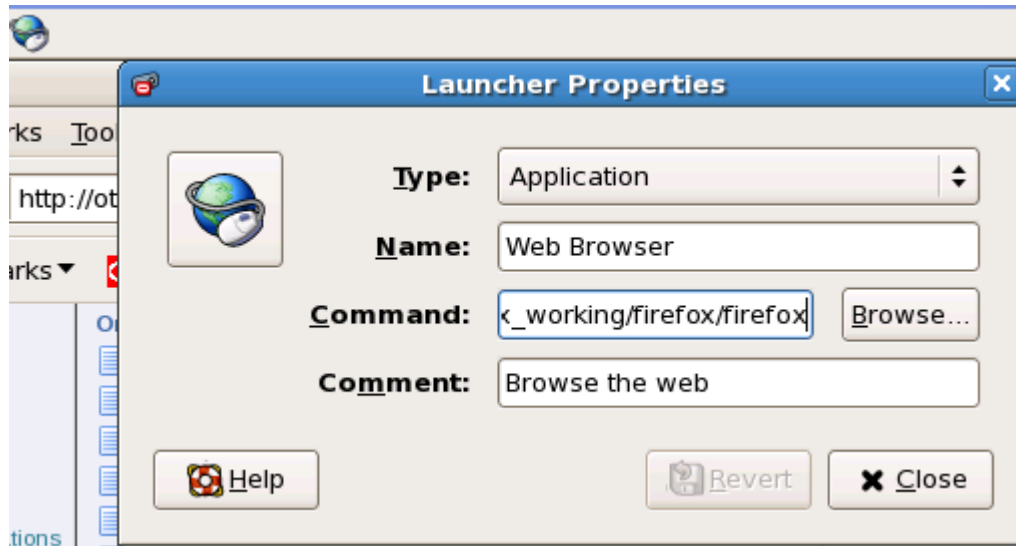
```
mv libjavaplugin_oji.so libjavaplugin_oji.so_old
```

```
ln -s /usr/java/jre1.5.0_10/plugin/i386/ns7/libjavaplugin_oji.so ./libjavaplugin_oji.so
```

Author – A.Kishore
<http://appsdba.info>

Change the properties of firefox

Right click the web browser and point to the firefox where you have downloaded



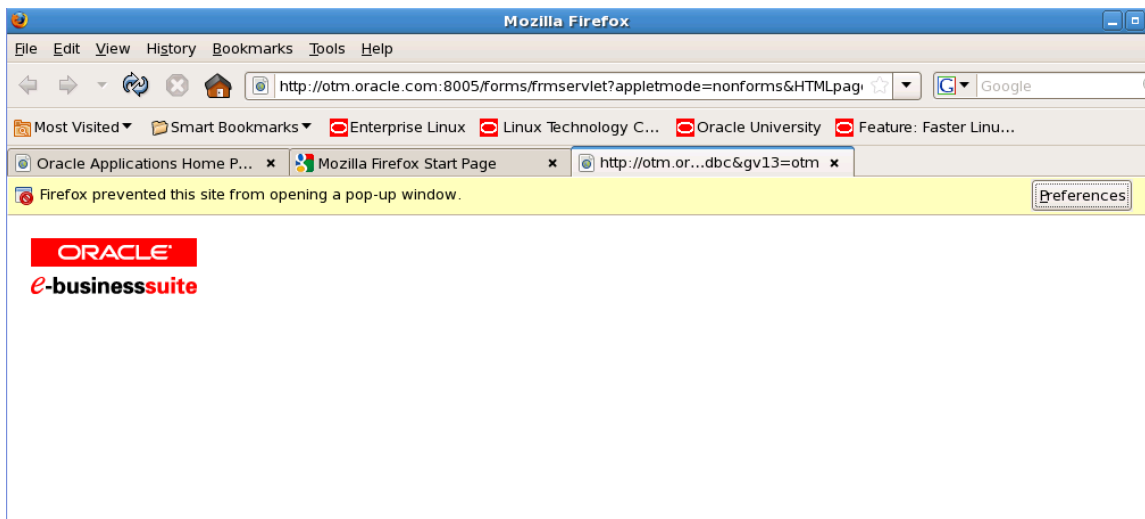
sysadmin/sysadmin

Author – *A.Kishore*
<http://appsdba.info>

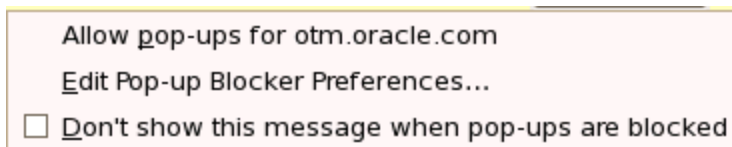


Click Administrator

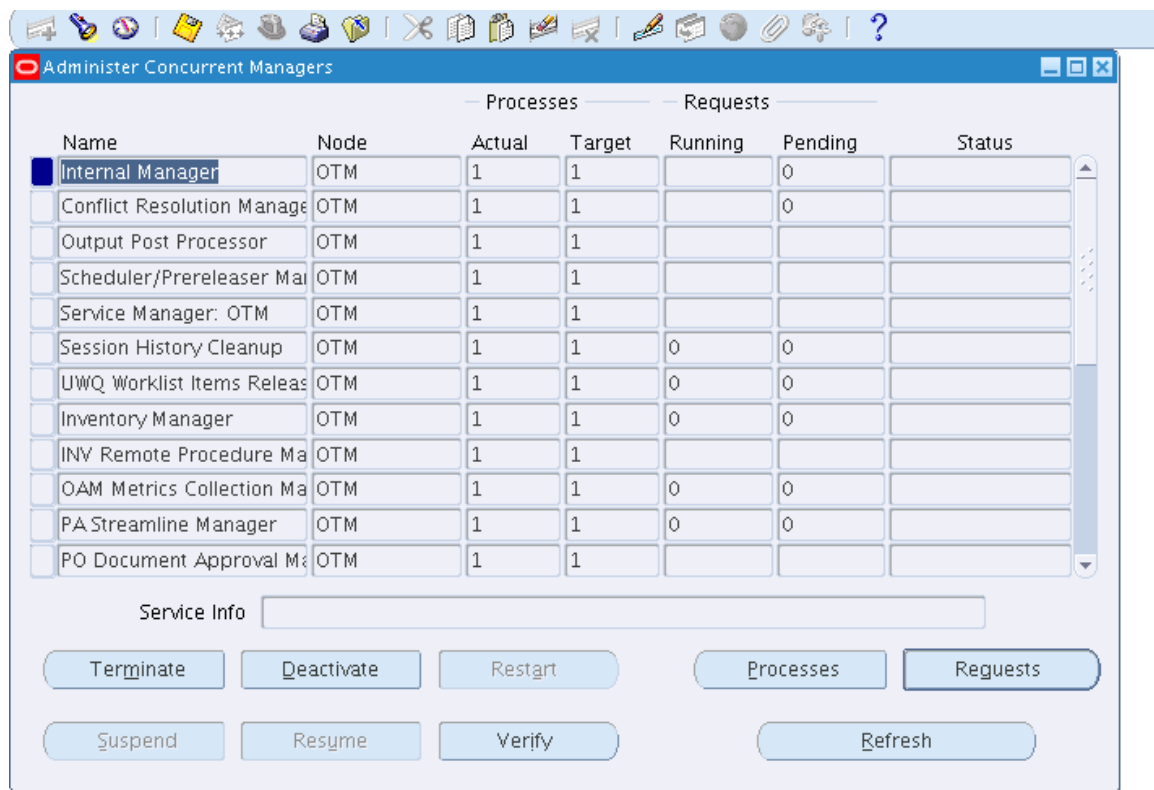
Author – *A.Kishore*
<http://appsdba.info>



Go to Preferences – Allow Pop-ups



Author – A.Kishore
<http://appsdba.info>



Post Installation Tasks

After installation, please set the environment setting
Environment Settings

Note: Replace <CONTEXT_NAME> with SID_hostname, also replace the SID

In my example <CONTEXT_NAME> - VIS_linux1 and SID is VIS

```
su - oracle  
cd /d02/oracle/TEST/db/tech_st/11.1.0/  
cat TEST_linux1.env >> /home/oracle/.bash_profile
```

```
cd  
cat > start_db.sh  
sh /d02/oracle/TEST/db/tech_st/11.1.0/apputil/scripts/TEST_linux1/addlnctl.sh start  
TEST
```

Author – *A.Kishore*
<http://appsdba.info>

```
sh /d02/oracle/TEST/db/tech_st/11.1.0/appsutil/scripts/TEST_linux1/addbctl.sh start
```

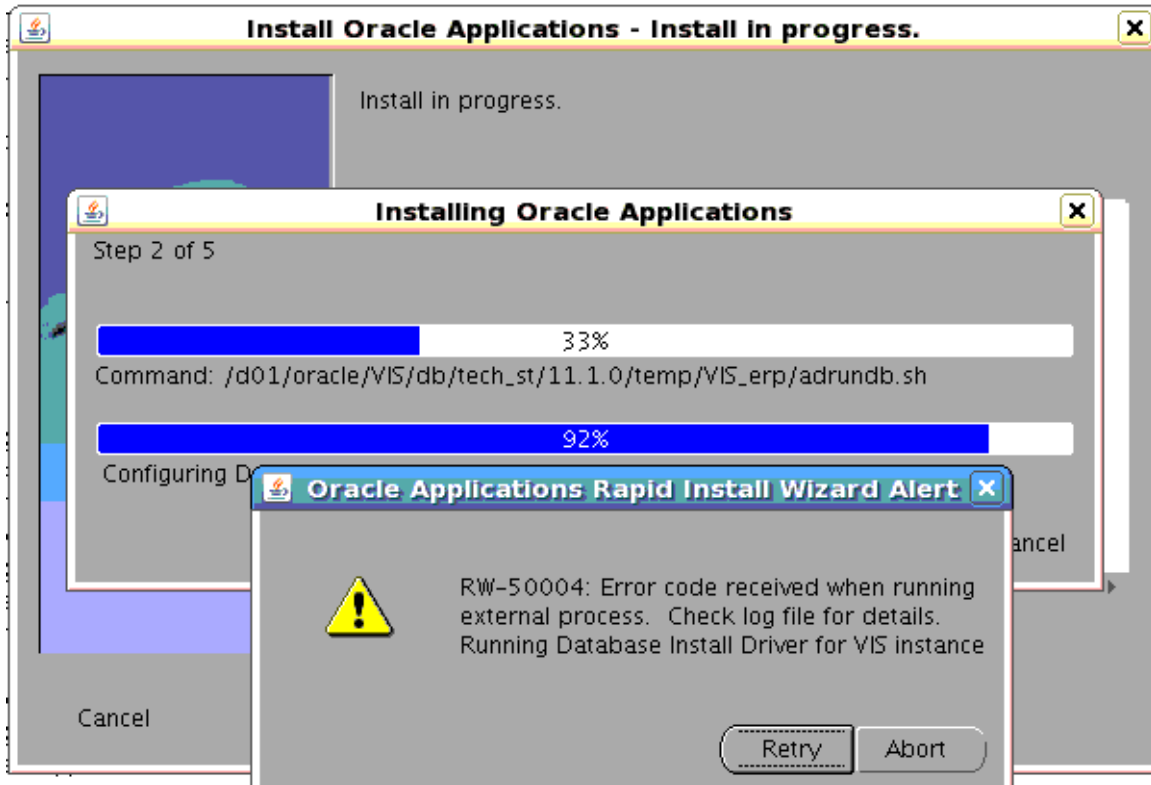
```
cat > stop_db.sh
sh /d02/oracle/TEST/db/tech_st/11.1.0/appsutil/scripts/TEST_linux1/addbctl.sh
stop immediate
sh /d02/oracle/TEST/db/tech_st/11.1.0/appsutil/scripts/TEST_linux1/addlnctl.sh stop
su - applmgr
cd /d02/oracle/TEST/apps/apps_st/appl
cat APPSTEST_linux1.env >> /home/applmgr/.bash_profile
cd
```

```
cat > start_apps.sh
sh /d02/oracle/TEST/inst/apps/TEST_linux1/admin/scripts/adstrtal.sh apps/apps
cat > stop_apps.sh
sh /d02/oracle/TEST/inst/apps/TEST_linux1/admin/scripts/adstpall.sh apps/apps
# connect as root (provided you have the root permission)
su - root
cat > start.sh
su - oracle /home/oracle/start_db.sh
su - applmgr /home/applmgr/start_apps.sh
cat > stop.sh
su - applmgr /home/applmgr/stop_apps.sh
su - oracle /home/oracle/stop_db.sh
```

1> Errors & Solutions

Because of missing package I got the below error

Author – A.Kishore
<http://appsdba.info>



tail -100 ApplyDatabase_12272328.log

```
-----ADX Database Utility-----
getConnectionUsingAppsJDBCConnector() -->
  APPS JDBC URL='null'
  Trying to get connection using SID based connect descriptor
getConnection() -->
  sDbHost      : erp
  sDbDomain    : oracle.com
  sDbPort      : 1521
  sDbSid       : VIS
  sDbUser      : APPS
  Trying to connect using SID...
getConnectionUsingSID() -->
  JDBC URL: jdbc:oracle:thin:@erp.oracle.com:1521:VIS
  Exception occurred: java.sql.SQLException: Io exception: The Network Adapter could not establish the connection
  Trying to connect using SID as ServiceName
getConnectionUsingServiceName() -->
  JDBC URL: jdbc:oracle:thin:@(DESCRIPTION=(ADDRESS=(PROTOCOL=tcp)(HOST=erp.oracle.com)(PORT=1521))(CONNECT_DATA=(SERVICE_NAME=VIS)))
  Exception occurred: java.sql.SQLException: Io exception: The Network Adapter could not establish the connection
  Trying to connect using SID as ServiceName.DomainName
getConnectionUsingServiceName() -->
  JDBC URL: jdbc:oracle:thin:@(DESCRIPTION=(ADDRESS=(PROTOCOL=tcp)(HOST=erp.oracle.com)(PORT=1521))(CONNECT_DATA=(SERVICE_NAME=VIS.oracle.com)))
  Exception occurred: java.sql.SQLException: Io exception: The Network Adapter could not establish the connection
  Connection could not be obtained; returning null
-----ADX Database Utility Finished-----
RC-00118: Error occurred during creation of database
Raised by oracle.apps.ad.clone.ApplyDatabase
```

rpm -Uvh compat-db-4.2.52-5.1.i386.rpm
rpm -Uvh compat-db-4.2.52-5.1.x86_64.rpm

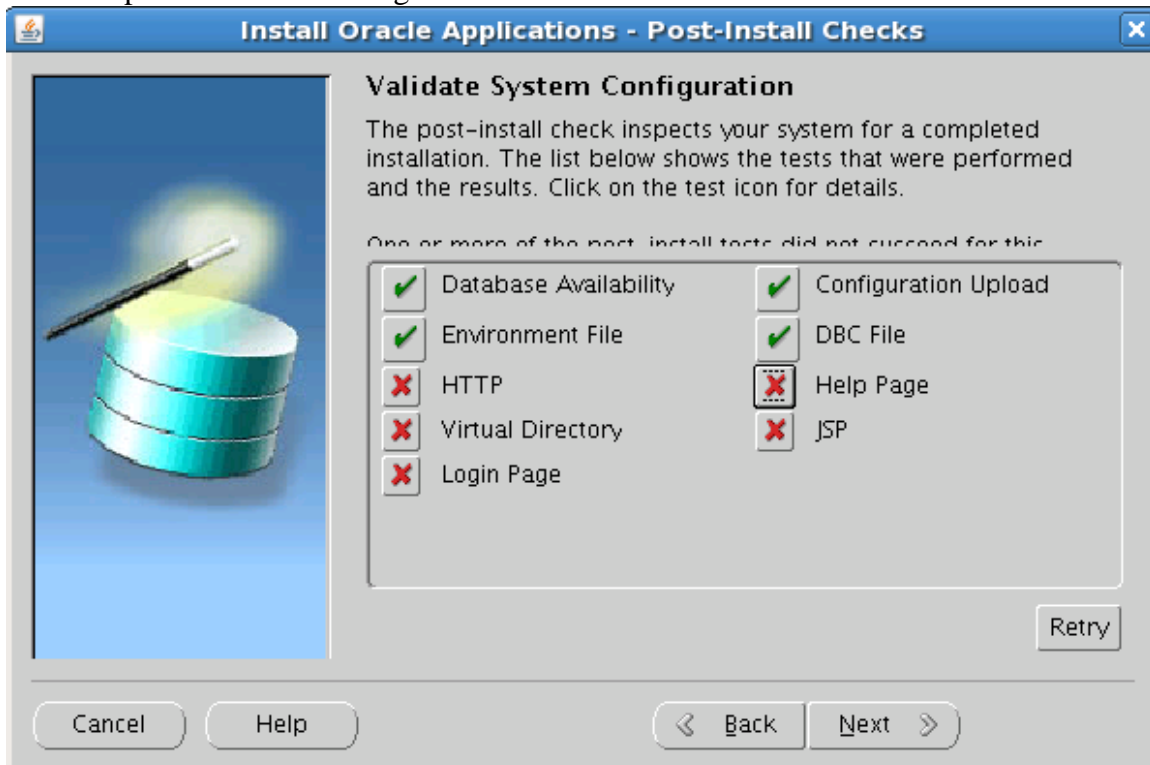
Author – A.Kishore
<http://appsdba.info>

```
rpm -Uvh glibc-devel-2.5-24.i386.rpm  
rpm -Uvh libaio-devel-0.3.106-3.2.x86_64.rpm
```

```
rpm -q --qf '%{NAME}-%{VERSION}-%{RELEASE} (%{ARCH})\n' \  
binutils control-center gcc gcc-c++ glibc glibc-common \  
libstdc++ libstdc++-devel make sysstat libaio \  
libaio-devel openmotif21 glibc-devel libgcc \  
gdbm libxp libgomp util-linux xorg-x11-libs-compat \  
compat-libstdc++ \  
elfutils-libelf-devel elfutils-libelf-devel-static \  
libaio-devel unixODBC unixODBC-devel xorg-x11-libs-compat \  
unixODBC unixODBC-devel kernel-headers binutils openmotif21 make gdbm \  
libXp libgomp compat-libstdc compat-db gnome-libs pdksh setarch xscreensaver
```

2> Had problem starting listener
Solution – `chmod 777 /usr/tmp/.oracle`

3> Apache was not starting



Author – *A.Kishore*
<http://appsdba.info>

No worries, Apache is the problem, once it is fixed you can retry or restart the application tier

```
vi /d02/oracle/PROD/inst/apps/otm_otm/logs/ora/10.1.3/opmn/HTTP_Server~1.log
```

```
/d02/oracle/PROD/inst/apps/otm_otm/ora/10.1.3/Apache/Apache/bin/apachectl startssl:  
execing httpd  
/d02/oracle/PROD/apps/tech_st/10.1.3/Apache/Apache/bin/httpd: error while loading  
shared libraries: libdb.so.2: cannot open shared object file: No such file or directory
```

Solution –

```
ln -s /usr/lib/libgdbm.so.2.0.0 /usr/lib/libdb.so.2
```

Stop and start the Apache